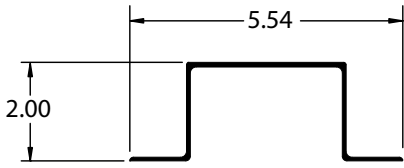
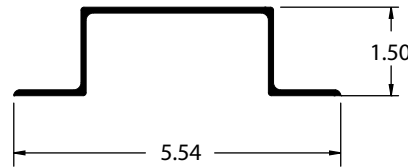


GREAT DANE EXTRUDED ALUMINUM FRONT CORNER POSTS

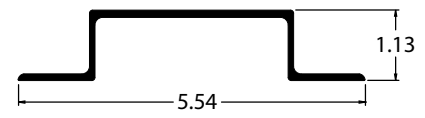
FRONT CORNER POSTS



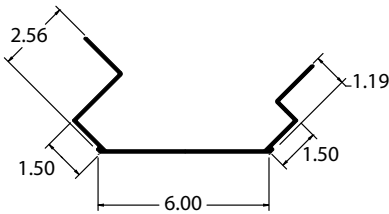
Part Number	Description	Length
60410601	GD REEFER, ALUM	108.00"



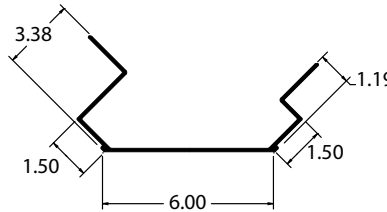
Part Number	Description	Length
60420201	LAX-TEC, ALUM	108.00"



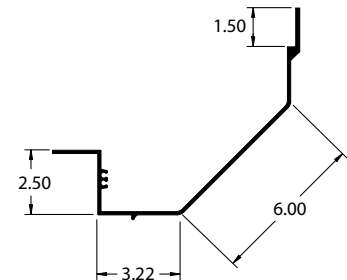
Part Number	Description	Length
60426609X113.37	GD DRY VAN, ALUM	113.37"



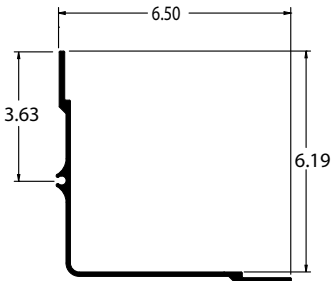
Part Number	Description	Length
60424416	P-SERIES, PPW ALUM	110.31"
60424421	P-SERIES, MF ALUM	116.31"



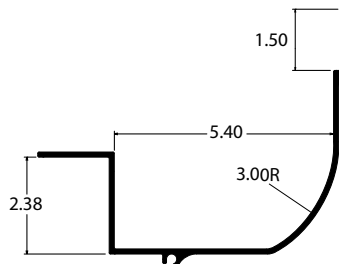
Part Number	Description	Length
60430388X109.31	P-SERIES, ALUM	109.31"



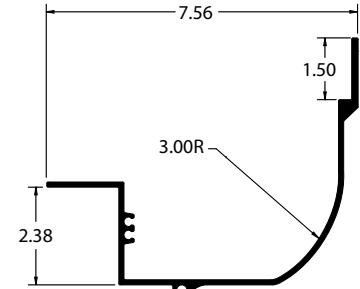
Part Number	Description	Length
60430437X109.69	COMPOSITE WALL	109.69"



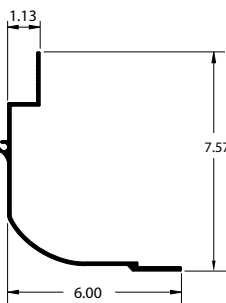
Part Number	Description	Length
60416802	ALUM, SQ CORNER	110.56"



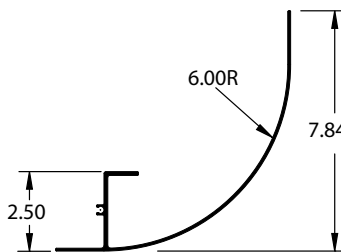
Part Number	Description	Length
60424104	3\"R PLATEWALL, ALUM	112.56"



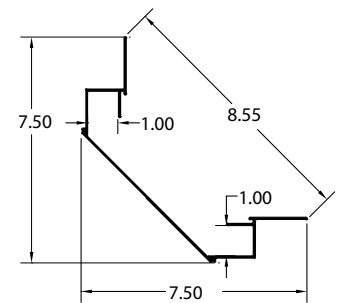
Part Number	Description	Length
60430401X110.56	3\"R COMP PLATE, ALUM	110.56"



Part Number	Description	Length
43000002	PLATEWALL, MF ALUM	110.56"
60414402	PLATEWALL, PPW ALUM	110.56"

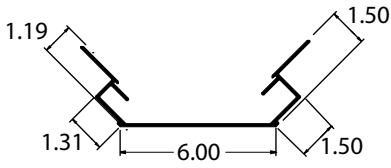


Part Number	Description	Length
60410701	6\"R ALUMINUM	103.68"

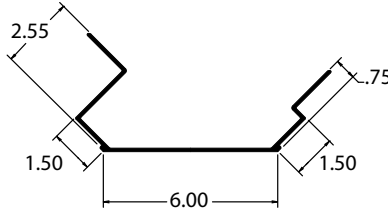


Part Number	Description	Length
AE33200-1088	PINES, ALUM	110.88"

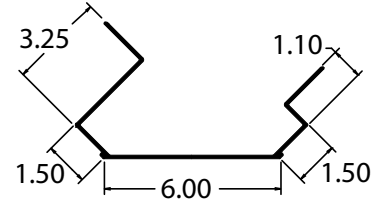
GREAT DANE EXTRUDED ALUMINUM FRONT CORNER POSTS



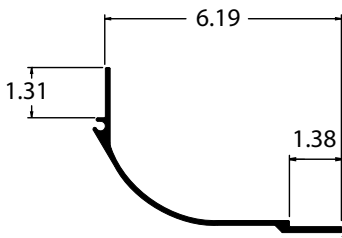
Part Number	Description	Length
60419803	PINES, MF ALUM	110.31"
AE33301-1031	PINES, PPW ALUM	



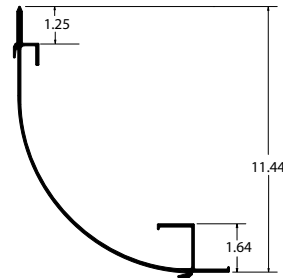
Part Number	Description	Length
60420501	PINES, MF ALUM	110.31"
60420507	PINES, PPW ALUM	



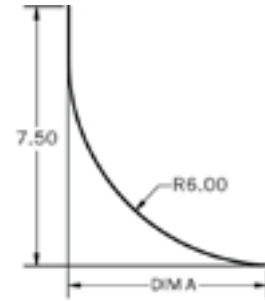
Part Number	Description	Length
43950683	PINES, ALUM	106.81"



Part Number	Description	Length
60416704	PINES, ALUM	112.56"



Part Number	Description	Length
043-44418-01787	6"R ALUMINUM	111.69"

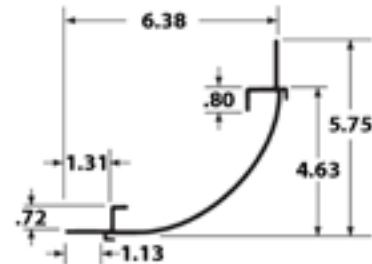


SUPERSEAL RADIUS OVERLAYS			
Part Number	Dim A	Length	Finish
045-44421-01723	5.75"	107.69"	WHITE
40707583X107.06		107.06"	S/S
045-30925-01723	7.25"	107.69"	WHITE
051-27835-01723			S/S

ALL MAKES ALUMINUM FRONT CORNER POST

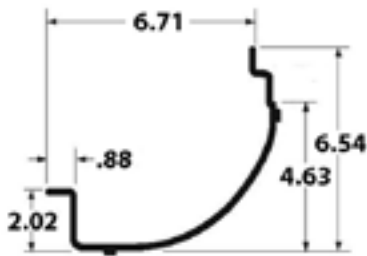


Part Number	Description	Length
RP-115-MFA	TRAILMOBILE ULTRAPLATE MF	113.00"
RP-205-PPW	WHITE INSERT FOR RP-115-MFA	111.31"
RP-205-SST	S/S INSERT FOR RP-115-MFA	

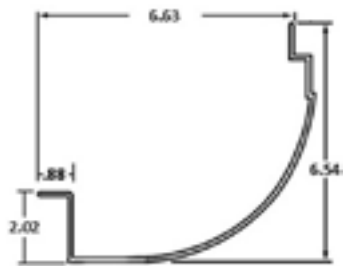


UTILITY 300R		
Part Number	Description	Length
01-6500-0-155	UTILITY WHITE ALUM	116.50"
01-6500-0-156	UTILITY MILL ALUM	
03-2500-0-098	S/S INSERT	

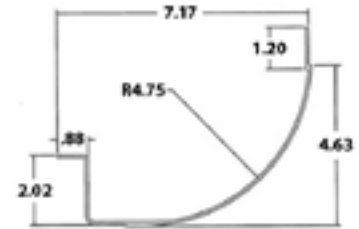
ALL MAKES ALUMINUM FRONT CORNER POSTS



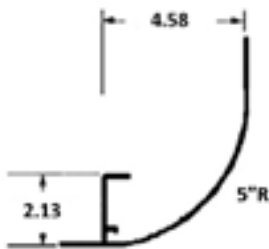
Part Number	Description	Length
01-6500-0-159	UTILITY PARAGOULD MILL FINISH ALUM	120.00"



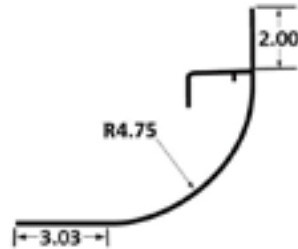
Part Number	Description	Length
01-6500-0-160	UTILITY 3000R WHITE ALUM	120.00"



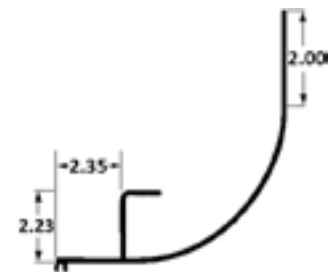
Part Number	Description	Length
01-6500-0-164	UTILITY 4000D-X MILL FINISH ALUM	120.00"



Part Number	Description	Length
E6141200	WABASH MF ALUM 5"R	120.00"

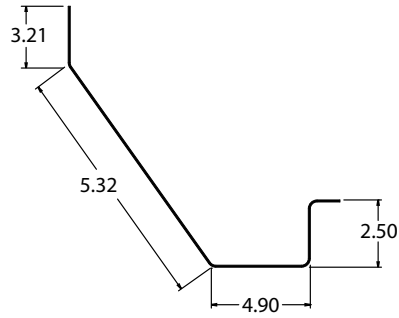


Part Number	Description	Length
E8351200	WABASH MF ALUM 5"R	120.00"

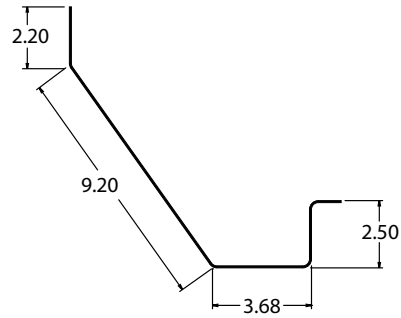


Part Number	Description	Length
E0081200	WABASH MF ALUM 5"R	120.00"

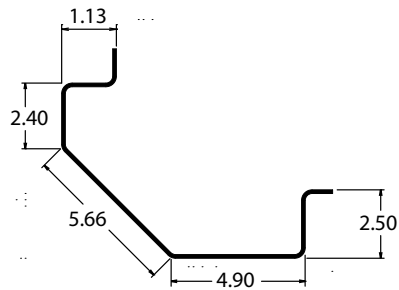
GREAT DANE STEEL BEVELED FRONT CORNER POSTS



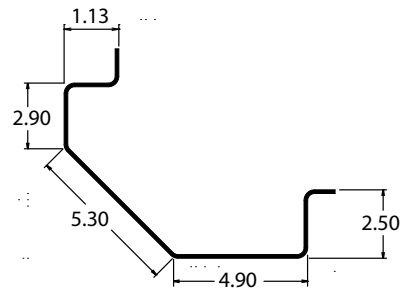
Part Number	Description	Length
49900865	GD PLATEWALL, STEEL	113.48"



Part Number	Description	Length
01504	FRP SIDE, 56TR STEEL	110.00"



Part Number	Description	Length
00001501001	GD E/S, 58TR STEEL	110.68"



Part Number	Description	Length
40900700001	BEVEL E/S, STEEL	110.00"