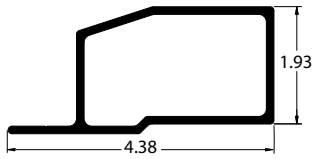
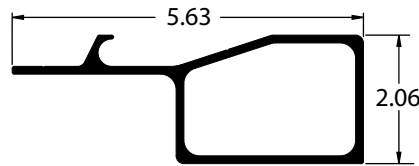


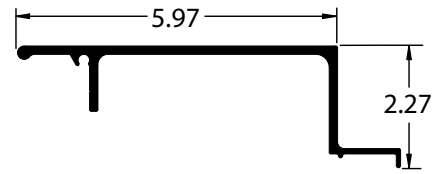
### FRONT & REAR ROOF RAILS



| Part Number     | Description     | Length |
|-----------------|-----------------|--------|
| 60318901X098.56 | FRONT SUPERSEAL | 98.56" |

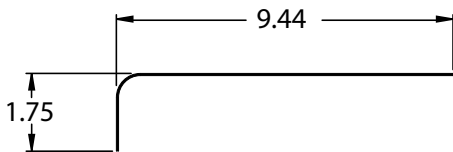


| Part Number     | Description    | Length  |
|-----------------|----------------|---------|
| 004-09994-01621 | REAR SUPERSEAL | 101.31" |

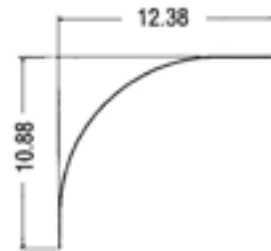


| Part Number     | Description    | Length  |
|-----------------|----------------|---------|
| 60318900X101.81 | REAR SUPERSEAL | 101.81" |

### FRONT TOP COVERS

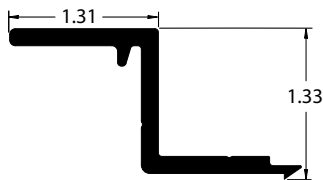


| SUPERSEAL NOSE RAIL COVER |                      |         |
|---------------------------|----------------------|---------|
| Part Number               | Description          | Length  |
| 041-27829-01606           | MILL FINISH ALUMINUM | 100.38" |
| 60378910X087.50           |                      | 87.50"  |

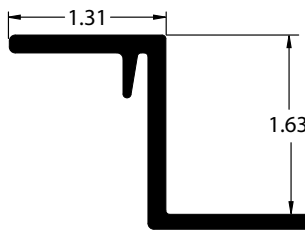


| MORGAN FRONT TOP RADIUS PANEL |                      |        |
|-------------------------------|----------------------|--------|
| Part Number                   | Description          | Length |
| 13502                         | MILL FINISH ALUMINUM | 86.88" |
| 1358401                       | S/S                  |        |

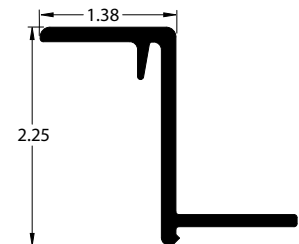
### SIDE ROOF RAILS



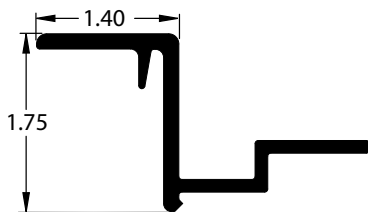
| Part Number     | Description | Length  |
|-----------------|-------------|---------|
| 60318839X616.75 | CTL         | 616.75" |



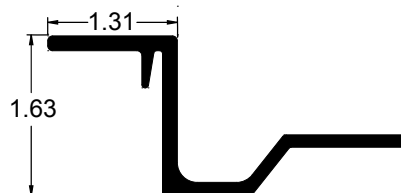
| Part Number | Description | Length  |
|-------------|-------------|---------|
| 60317406    | PANEL BUILT | 630.00" |



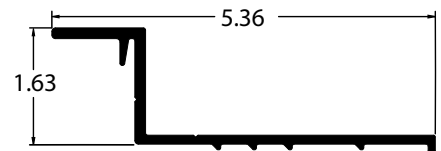
| Part Number     | Description    | Length  |
|-----------------|----------------|---------|
| 004-23854-09932 | SIDE SUPERSEAL | 620.75" |



| Part Number | Description   | Length  |
|-------------|---------------|---------|
| 60310702    | SUPERSEAL H/C | 620.75" |



| Part Number     | Description  | Length  |
|-----------------|--------------|---------|
| 60318801X612.00 | I-VAN 1" BOW | 612.00" |



| Part Number | Description                | Length  |
|-------------|----------------------------|---------|
| 60318506    | PANEL BUILT WIDE BOW SHELF | 620.75" |